


# Tennessee Agriculture

## AT A GLANCE

### MAJOR COMMODITIES



### AGRI-IMPACT

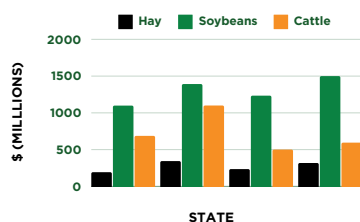


Tennessee's agricultural production and processing industries contributed

# 4.4%

to the state's overall GDP.

### PRODUCTION COMPARISON

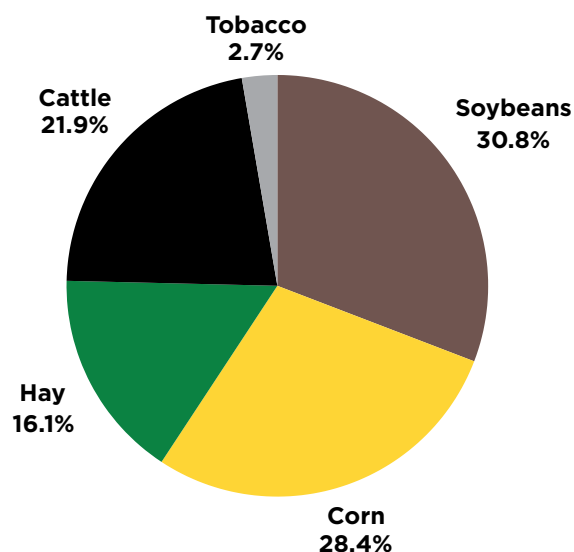


### POPULATION EMPLOYED BY AGRICULTURE

In 2021, 8.2% of Tennessee's work force was employed in agriculture.

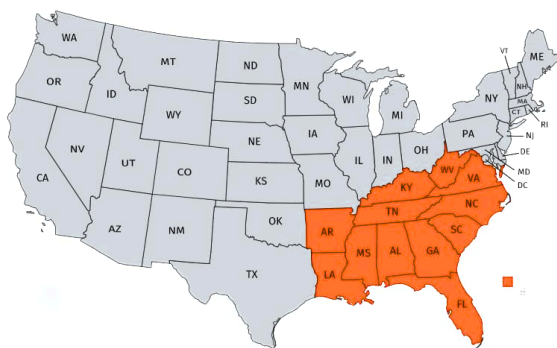


### MAJOR COMMODITY PERCENTAGES



### STATES IN THE SOUTHEAST MOST SIMILAR TO TENNESSEE

In the Southeastern United States, Kentucky, Alabama, Arkansas, South Carolina, Georgia, and Virginia most favor Tennessee in terms of agriculture production.



Additionally, Tennessee ranks **8th in the U.S. for number of farms.** This accounts for **41% of the land in Tennessee**, with the average farm around **155 acres.** Tennessee's agriculture sector has an estimated annual impact of **\$81 billion** on the state's economy and employs roughly **342,000 people.**

HILLARD, J., FANCHER, M., MCINTOSH, D., PEDREIRA, B.